

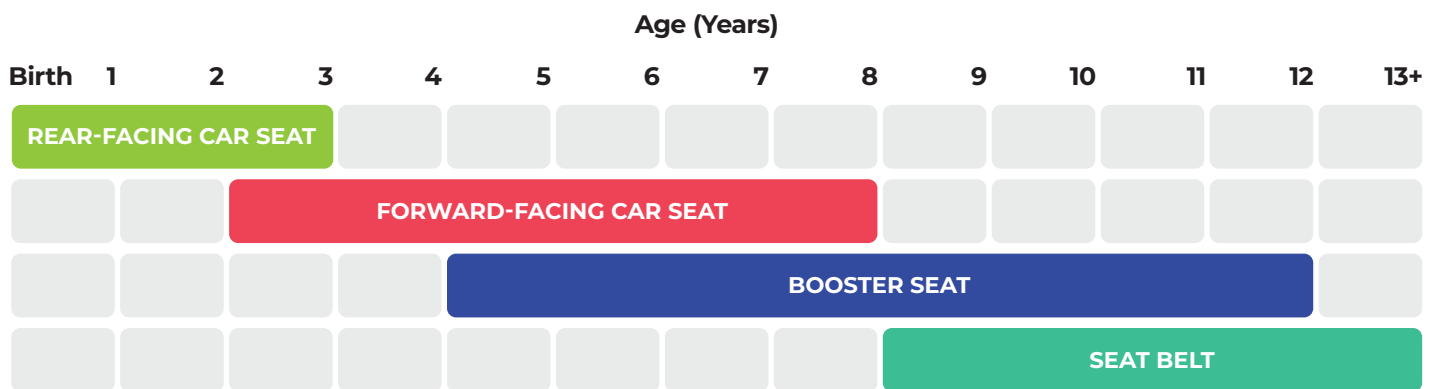


California Car Seat Laws and Safety Tips

As your child grows, the way they sit in your car will change. To provide a secure and comfortable fit, make sure your child's car seat size corresponds to their age, as well as the weight and height limits of the car seat.



Car Seat Safety Tips

- Select a car seat based on your child's age and size, choose a seat that fits in your vehicle, and use it every time.
- It is safest for your child to stay in a car seat for as long as possible and until they reach the top height or weight limit allowed by the manufacturer.
- Always refer to your specific car seat manufacturer's instructions (check height and weight limits) and read the vehicle owner's manual on how to install the car seat using the seat belt or lower anchors and a tether, if available.

REAR-FACING CAR SEAT



Birth – 2 Years

Your child under age 2 must ride in a rear-facing car seat unless they weigh 40 or more pounds or are 40 or more inches tall. Keep your child rear-facing as long as possible. It's the best way to keep them safe. They can stay in a rear-facing car seat until they reach the top height or weight limit allowed by your car seat's manufacturer.


FORWARD-FACING CAR SEAT



2 – 8 Years

All children under the age of 8 must be secured in a car seat or booster seat in the back seat. When your child reaches 2 years old, they can ride in a forward-facing car seat with a harness. It is safest for your child to stay in a forward-facing car seat with a harness until they reach the top height or weight limit allowed by your car seat's manufacturer.


BOOSTER SEAT



4 – 8 Years

When your child outgrows the forward-facing car seat with a harness, they must ride in a booster seat until they are at least 8 years old. It is safest for your child to stay in a booster seat until they reach the top height or weight limit allowed by your car seat's manufacturer.

SEAT BELT



8 – 12 Years

When your child reaches 8 years old they can ride with a seat belt in the back seat if they are big enough to fit properly. For a seat belt to fit properly, the lap belt must lie snugly across the upper thighs, not the stomach. The shoulder belt should lie snug across the shoulder and chest and not cross the neck or face.

Additional Resources

Car Seat Installation Help

If you have questions or need help installing your car seat, check the Safe Kids website at ucsg.safekids.org for tips and a list of car seat technicians and checkup events.

Register Your Car Seat

Register your car seat to find out about any recalls or safety concerns. Register online with your car seat manufacturer using the information found on the information sticker on your car seat. Or fill out and mail the registration card that came with your car seat.

For more information about Car Seat Recommendations for Children, visit

<https://www.nhtsa.gov/campaign/right-seat>